


5/64 TESTE MULTIPROFILO CON SUPPORTO

MULTI-PROFILES CUTTER HEADS



AREA PROFILABILE
PROFILING AREA

D1 = DIAMETRO DELLA TESTA
D1= DIAMETER OF CUTTER HEAD

5/64 n max 7000 **MEC**

Codice nr. HW	D1 mm.	B mm.	d. mm.	Z
5/64 1430	137	30	30-35	3
5/64 1440	137	40	30-35	3
5/64 1460	137	60	30-35	3

5/64 A n max 7000 **MEC**
LEGNO SOTTO

Codice nr. HW	D1 mm.	B mm.	d. mm.	Z
5/64 1430	137	30	30-35	3
5/64 1440	137	40	30-35	3
5/64 1460	137	60	30-35	3

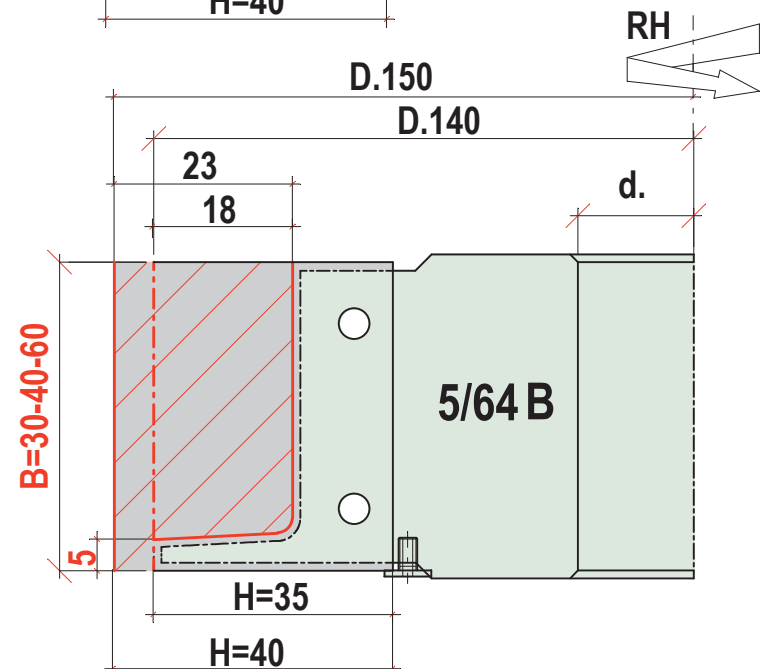
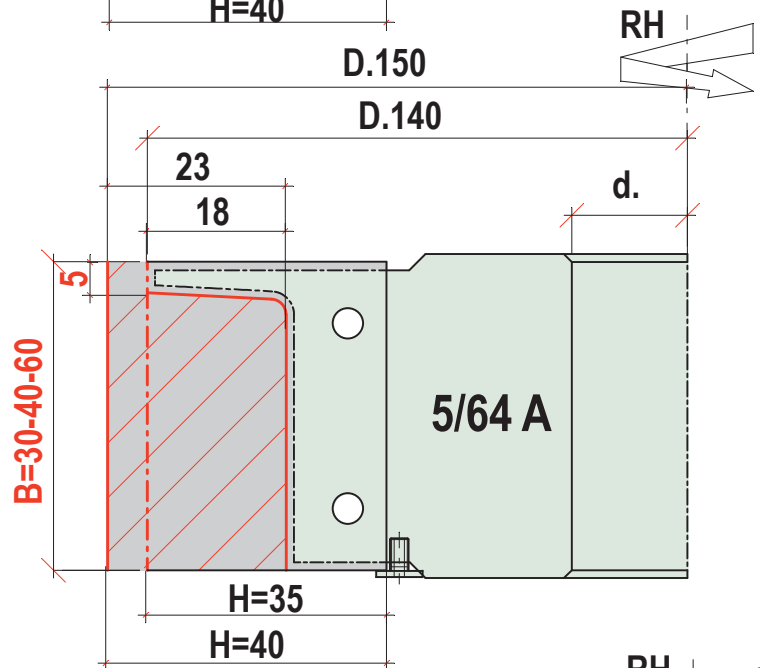
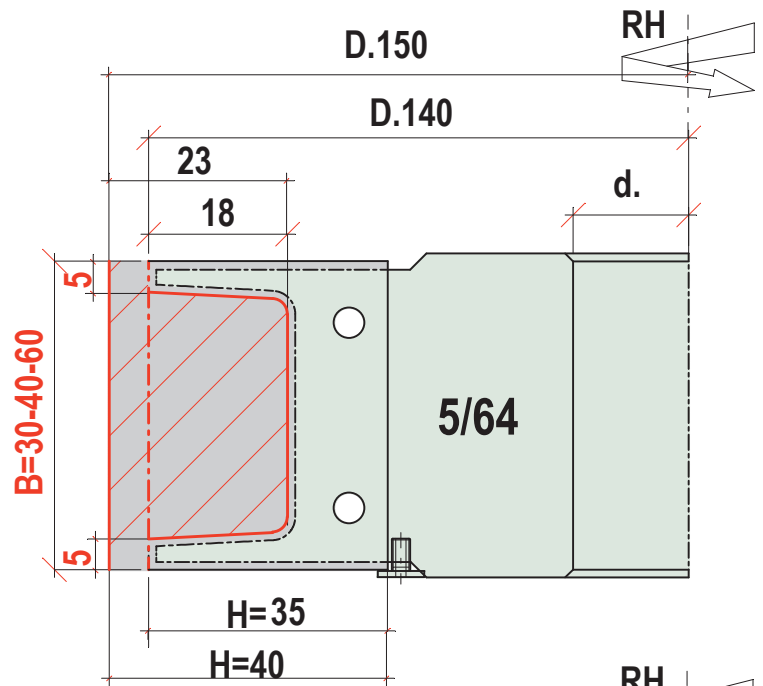
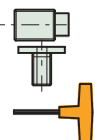
5/64 B n max 7000 **MEC**
LEGNO SOPRA

Codice nr. HW	D1 mm.	B mm.	d. mm.	Z
5/64 1430	137	30	30-35	3
5/64 1440	137	40	30-35	3
5/64 1460	137	60	30-35	3

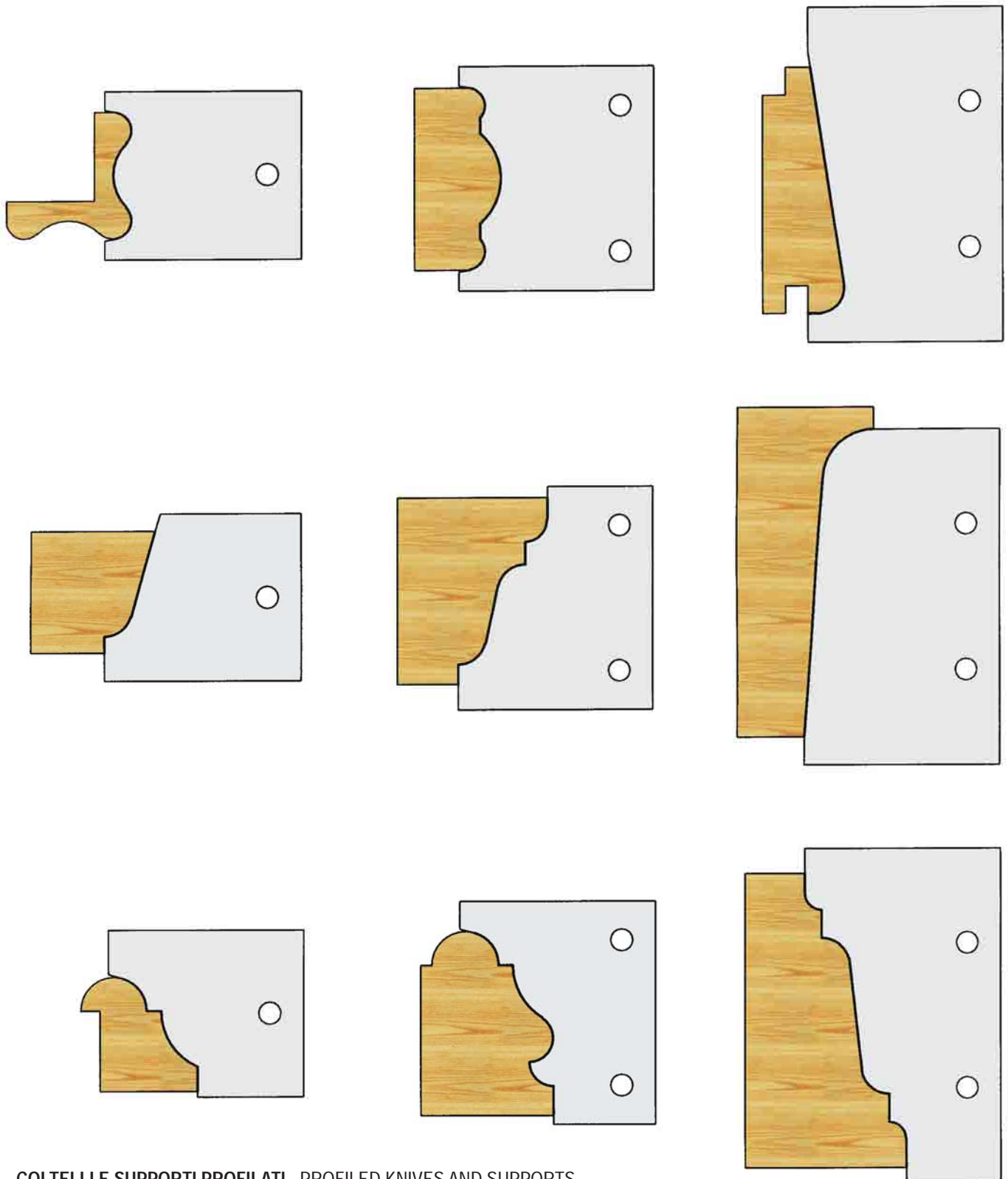
FORI A RICHIESTA/BORES AVAILABLE mm 31.75-40-50

Ricambi/Spare parts

Codice nr.	Dimensioni	
C30 35	30x35x2	COLTELLO PROFILATO
C30 40	30x40x2	PROFILED KNIFE HW
C40 35	40x35x2	
C40 40	40x40x2	
C60 35	60x35x2	
C60 40	60x40x2	
S30 35	30x35x4	SUPPORTO PROFILATO
S30 40	30x40x4	PROFILED SUPPORT PLATE
S40 35	40x35x4	
S40 40	40x40x4	
S60 35	60x35x4	
S60 40	60x40x4	
139/28	CN28	
139/38	CN38	
139/58	CN58	
000/008	M8x15	
000/021	M6x12.5	
000/030	2 mm	
000/032	4 mm	



ESEMPI DI PROFILI PER LE TESTE MULTIPROFILO



COLTELLI E SUPPORTI PROFILATI - PROFILED KNIVES AND SUPPORTS

Codice nr.	L. mm.	H. mm.	S. mm.		
C 30	30	35	2	Coltello	Knife
C 40	40	35	2	Coltello	Knife
C 60	60	35	2	Coltello	Knife
S 30	30	35	4	Supporto	Support
S 40	40	35	4	Supporto	Support
S 60	60	35	4	Supporto	Support