

5/80 JOLLY 11-11 DOPPIA BATTUTA

GRUPPO PER REALIZZARE DOPPIE BATTUTE ANTA E TELAIO 11+11 mm IL SET E' COMPOSTO DA 3 FRESE PER 4 LAVORAZIONI:

- A) PROFILO MONTANTI E TRAVERSI TELAIO
- B) SQUADRATURA ANTA DESTRA E SINISTRA
- C) SQUADRATURA MONTANTE CENTRALE ANTA SX
- D) CONTROSAGOMA AI MONTANTI TELAIO PER GIUNZIONE CON BIRONI

CUTTER HEAD SET FOR DOUBLE-REBATE PROFILE OF THE FRAME AND OF THE SASHES 11+11 mm

A) FRAME PROFILE JAMBS AND CROSS-PIECES

B) SQUARING RIGHT AND LEFT SASH

C) SQUARING CENTRAL LEFT HAND SASH

D) COUNTERPROFILE ON JAMB OF THE FRAME TO JOINT WITH PLUGS

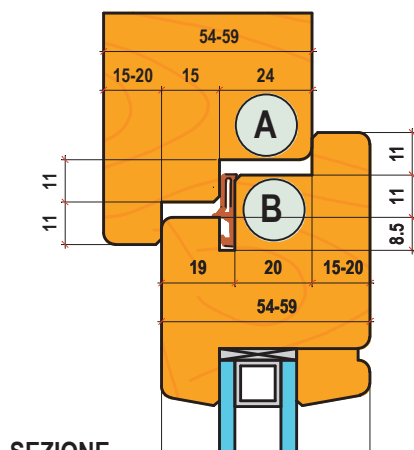

5/80 11+11 mm

MAN MEC

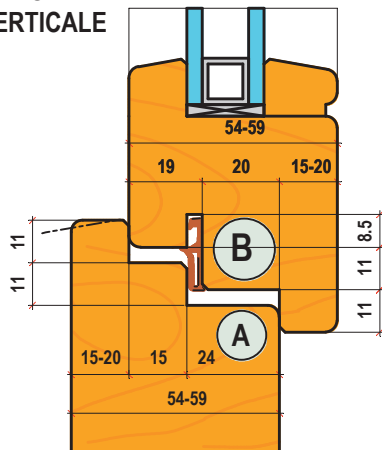
| Codice nr. HW | FRESA CUTTER | D. mm. | B mm. | d. mm. | Z+V+SP+R |
|------------------|-----------------|-----------|----------|-----------|----------|
| 1 | | 125 | 30 | 60 | 2 2 2 |
| 2 | | 147 | 25 | 60 | 2 2 2 |
| 3 | | 169 | 30 | 60 | 2 2 2 |

5/80 GRUPPO JOLLY-SET OF TOOLS :1+2+3

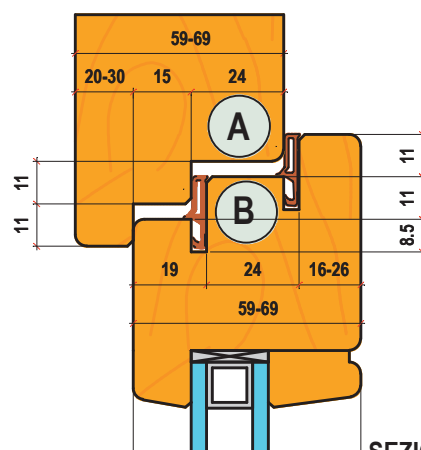
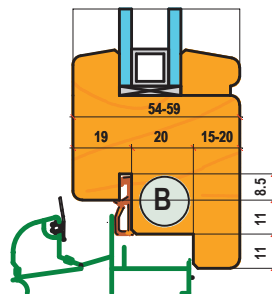
FORI MOZZO-BORES SLEEVE-mm 30-35-40-50



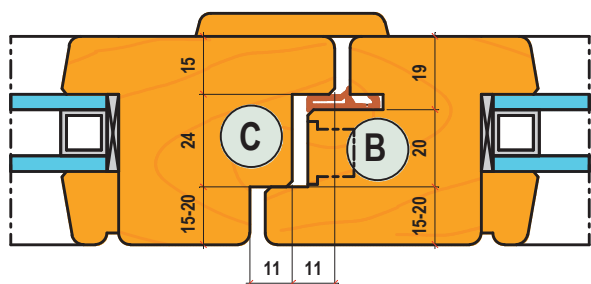
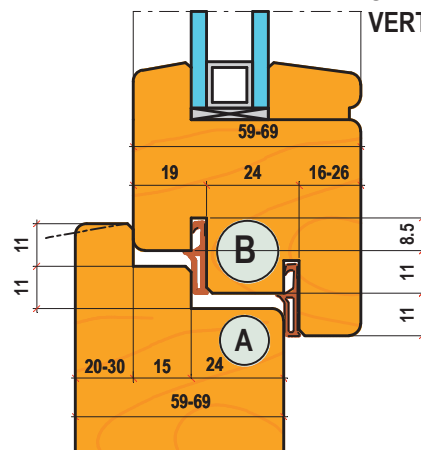
SEZIONE VERTICALE



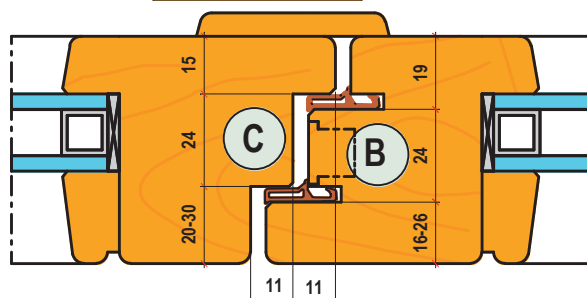
VARIANTE PORTA CON ALLUMINIO



SEZIONE VERTICALE



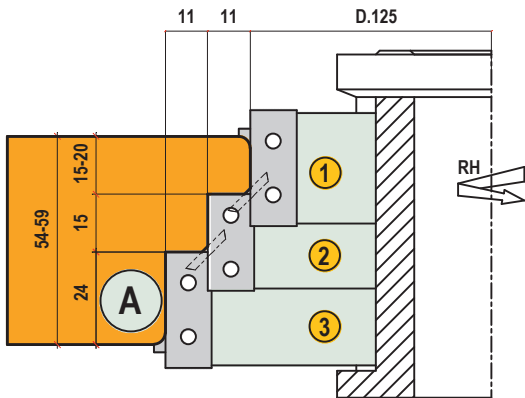
SEZIONE ORIZZONTALE



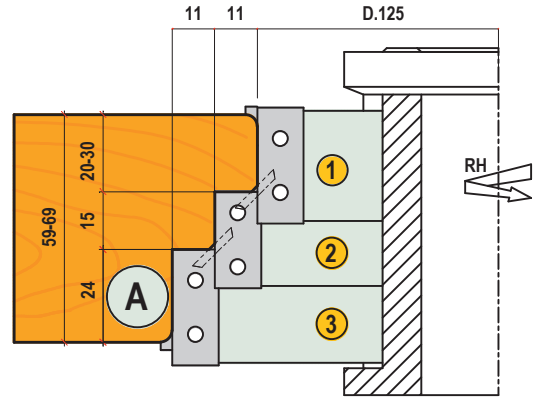
SEZIONE ORIZZONTALE

5/80 JOLLY 11-11 DOPPIA BATTUTA

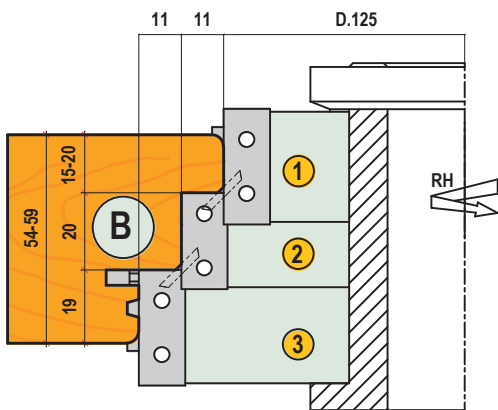
ARIA 4 4 LAVORAZIONI LEGNI DA 54 A 69 mm
ECONOMIC WINDOW OPEN 4 mm.FOUR WORKS-WOODS FROM 54 TO 69 mm.



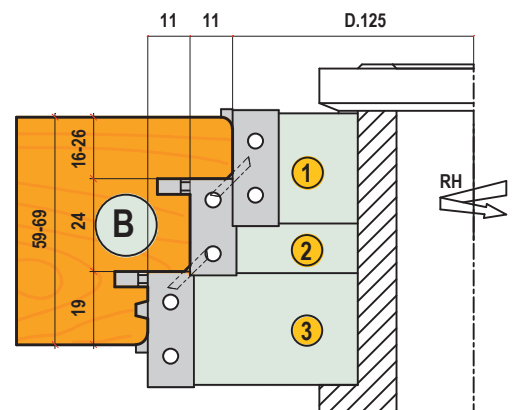
TELAIO 54-59 mm
FRAME PROFILE



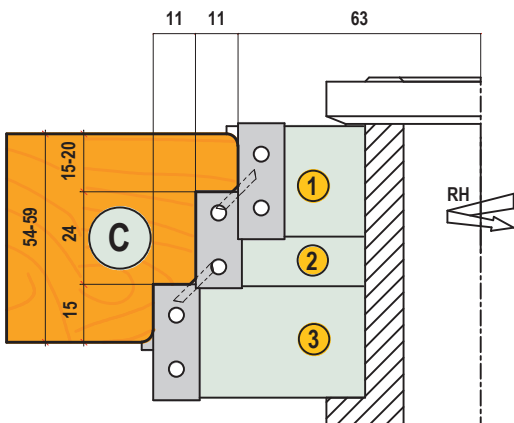
TELAIO 59-69 mm
FRAME PROFILE



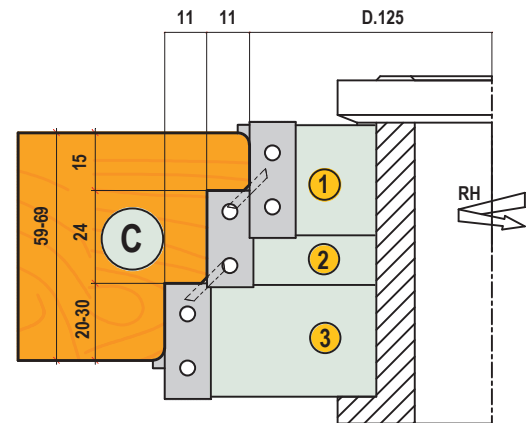
ANTA 1 GUARNIZIONE
SASH ONE WEATHERSTRIP



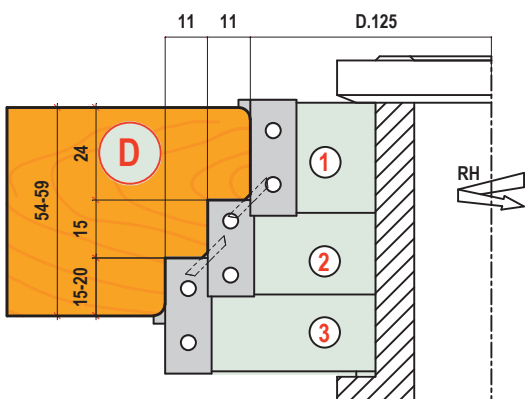
ANTA 2 GUARNIZIONI
SASH TWO WEATHERSTRIPS



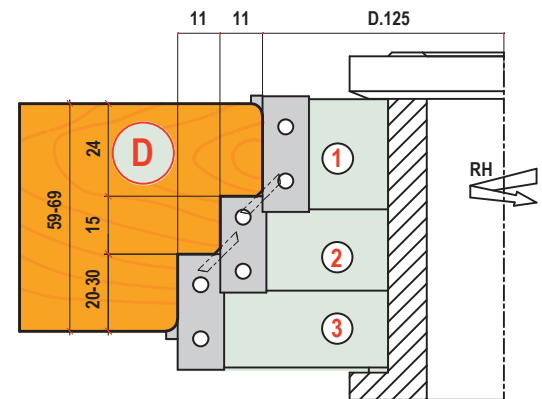
CHIUSURA CENTRALE
CENTRAL LEFT SASH



CHIUSURA CENTRALE
CENTRAL LEFT SASH



CONTROSAGOMA TELAIO
FRAME COUNTERPROFILE



CONTROSAGOMA TELAIO
FRAME COUNTERPROFILE