

5/81 SUPERJOLLY 15-11 DOPPIA BATTUTA

GRUPPO PER REALIZZARE DOPPIE BATTUTE ANTA E TELAIO 15+11 mm IL SET E' COMPOSTO DA 4 FRESE PER 4 LAVORAZIONI

A) PROFILO MONTANTI E TRAVERSI TELAIO

B) SQUADRATURA ANTA DESTRA E SINISTRA

C) SQUADRATURA MONTANTE CENTRALE ANTA SX

D) CONTROSAGOMA AI MONTANTI TELAIO PER GIUNZIONE CON BIRONI

CUTTER HEAD SET FOR DOUBLE-REBATE PROFILE OF THE FRAME AND OF THE SASHES 15+11mm

A) FRAME PROFILE JAMBS AND CROSS-PIECES

B) SQUARING RIGHT AND LEFT SASH

C) SQUARING CENTRAL LEFT HAND SASH

D) COUNTERPROFILE ON JAMB OF THE FRAME TO JOINT WITH PLUGS

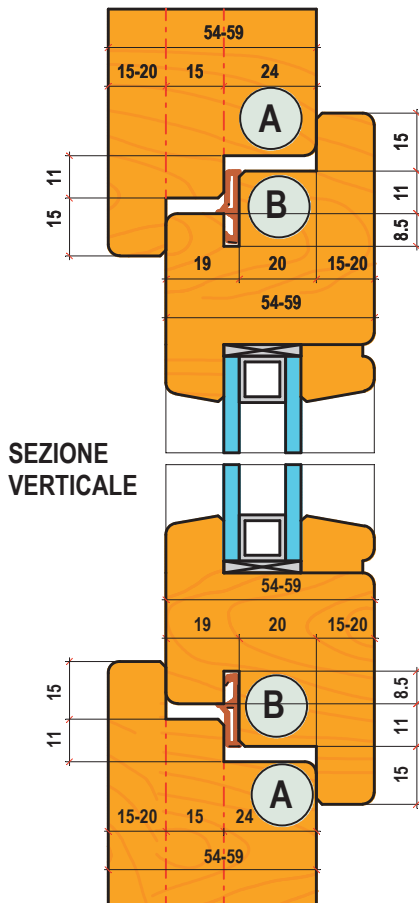
5/81 15 + 11 mm

MAN **MEC**

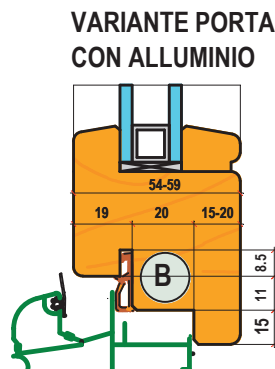
Codice nr. HW	FRESA CUTTER	D. mm.	B mm.	d. mm.	Z+V+SP+R
	1	125	30	60	2 2 2
	2	155	25	60	2 2 2
	3	177	30	60	2 2 2
	4	147	25	60	2 2 2

5/81 GRUPPO ISET OF TOOLS: 1+2+3+4

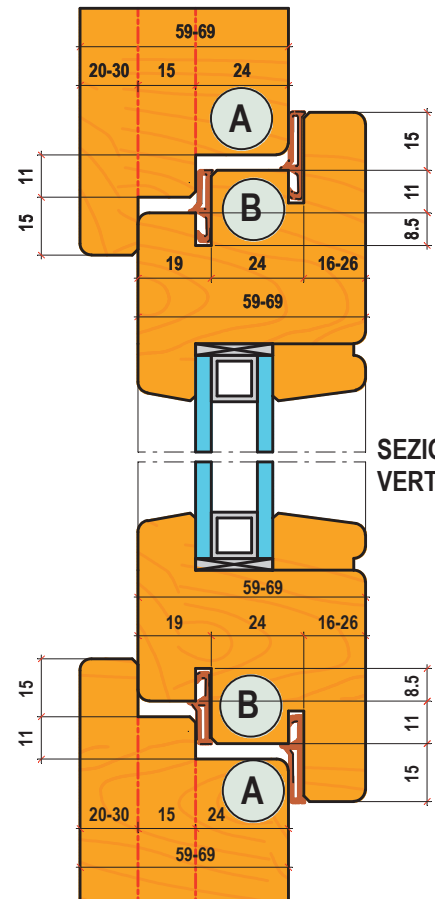
FORI MOZZO-BORES SLEEVE-mm 30-35-40-50



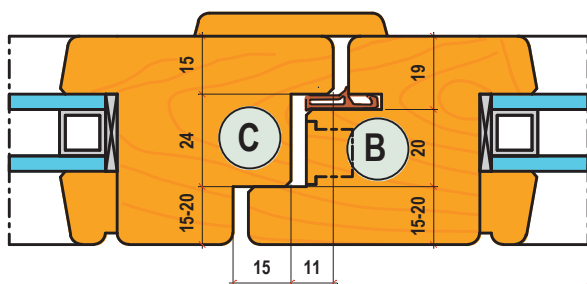
SEZIONE VERTICALE



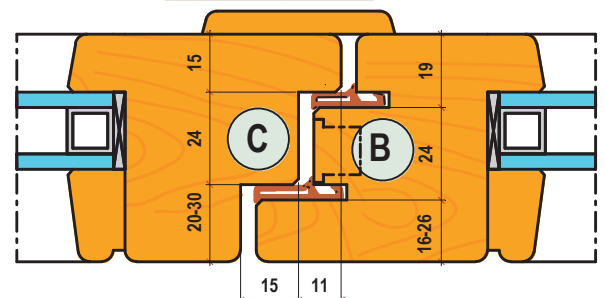
VARIANTE PORTA CON ALLUMINIO



SEZIONE VERTICALE



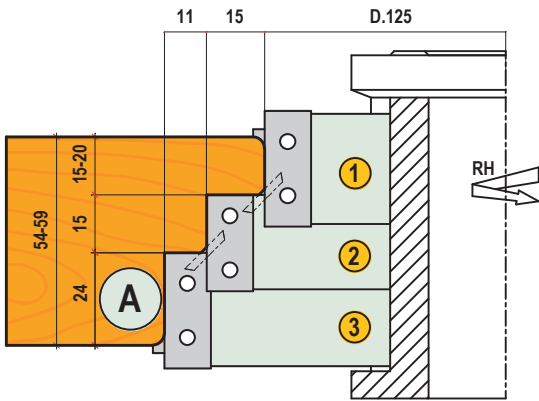
SEZIONE ORIZZONTALE



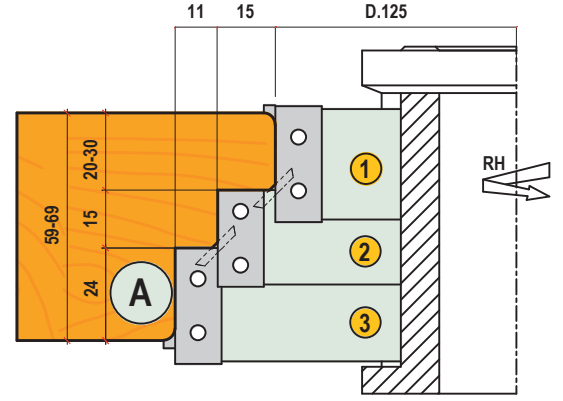
SEZIONE ORIZZONTALE

5/81 SUPERJOLLY 15-11 DOPPIA BATTUTA

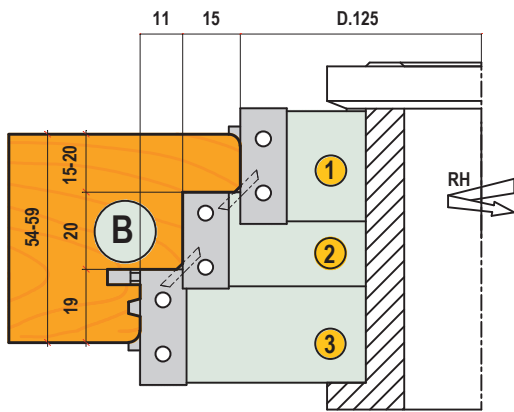
ARIA 4 4 LAVORAZIONI LEGNI DA 54 A 69 mm
ECONOMIC WINDOW OPEN 4 mm.FOUR WORKS-WOODS FROM 54 TO 69 mm.



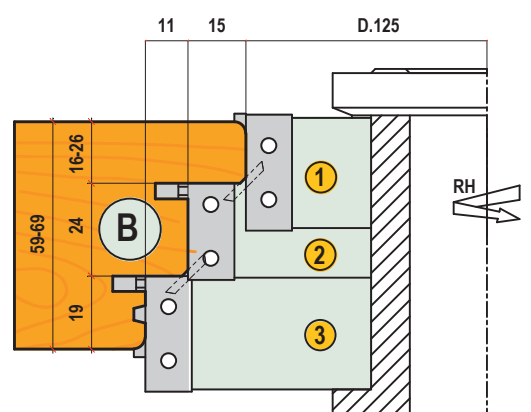
TELAIO 54-59 mm
FRAME PROFILE



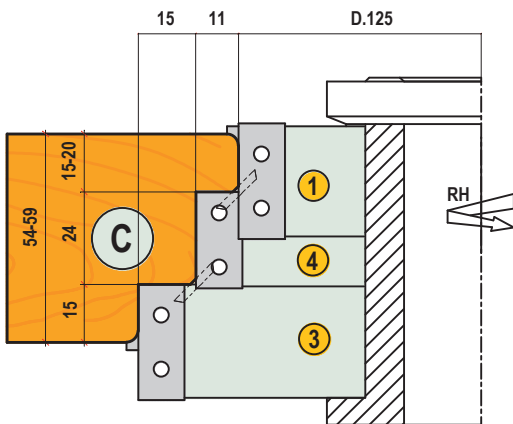
TELAIO 59-69 mm
FRAME PROFILE



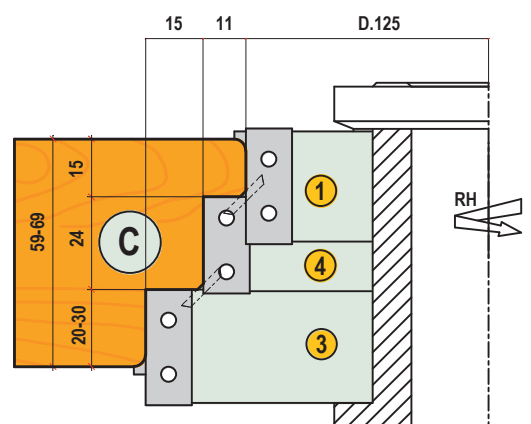
ANTA 1 GUARNIZIONE
SASH ONE WEATHERSTRIP



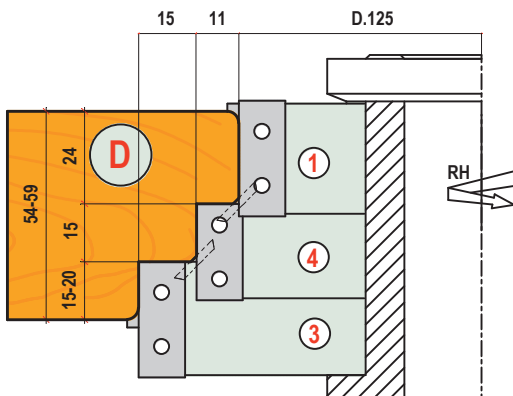
ANTA 2 GUARNIZIONI
SASH TWO WEATHERSTRIPS



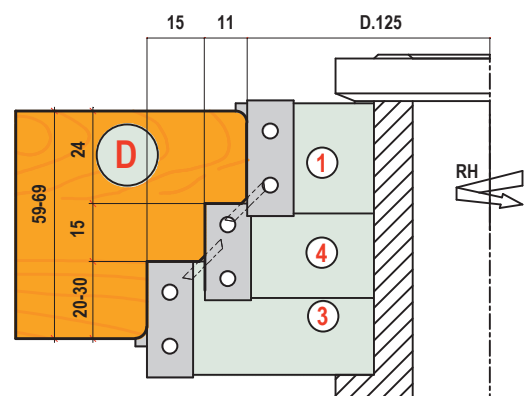
CHIUSURA CENTRALE
CENTRAL LEFT SASH



CHIUSURA CENTRALE
CENTRAL LEFT SASH



CONTROSAGOMA TELAI
FRAME COUNTERPROFILE



CONTROSAGOMA TELAI
FRAME COUNTERPROFILE