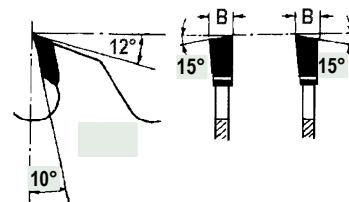


240 LAME CIRCOLARI A SPESSORE SOTTILE

UNIVERSAL THIN CIRCULAR SAW BLADES

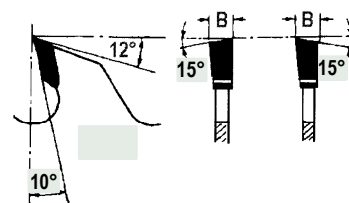
240

Codice nr. HW	D. mm.	B/b mm.	d. mm.	Z	FT
240 20	200	2.5/1.8	30	64	
240 25	250	2.5/1.8	30	80	2/7/42+2/10/60
240 30	300	2.5/1.8	30	96	2/7/42+2/10/60
240 35	350	2.8/2.0	30	108	2/7/42+2/10/60



240-1

Codice nr. HW	D. mm.	B/b mm.	d. mm.	Z	FT
240-1 20	200	2.5/1.8	30	80	
240-1 25	250	2.5/1.8	30	100	2/7/42+2/10/60
240-1 30 ●	300	2.5/1.8	30	120	2/7/42+2/10/60



LAMA CIRCOLARE A SPESSORE SOTTILE AD ALTO RENDIMENTO PER TAGLI TRASVERSALI SENZA SCHEGGIATURE

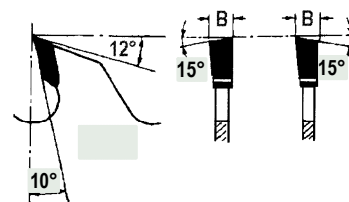
HIGH-EFFICIENTY THIN SAW BLADE

FOR TRANSVERSAL CUTTING WITHOUT CHIPPING

LA

240-E EXTRA SOTTILE EXTRA THIN

Codice nr. HW	D. mm.	B/b mm.	d. mm.	Z	FT
240-E 20	200	2.0/1.4	30	64	
240-E 25	250	2.0/1.4	30	80	
240-E 30	300	2.0/1.4	30	96	2/7/42+2/10/60
240-E 35	350	2.5/1.8	30	108	2/7/42+2/10/60



LAMA CIRCOLARE PER TAGLI EXTRA SOTTILI DI MATERIALI PREGIATI
EXTRA THIN CIRCULAR SAW BLADE

● PRONTO A MAGAZZINO - IN STOCK