

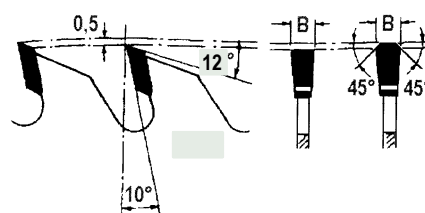
241 242 LAME CIRCOLARI TRAPEZIO-PIANE

TRAPEZOIDAL - FLAT TOOTH BLADES

241S 241DS

Codice nr. HW	D. mm.	B/b mm.	d. mm.	Z	FT
241 25S 241 25DS	250	3.2/2.2	30	60	2/7/42+2/10/60
241 30S 241 30DS	300	3.2/2.2	30	72	2/7/42+2/10/60
241 35S 241 35DS	350	3.5/2.5	30	84	2/7/42+2/10/60

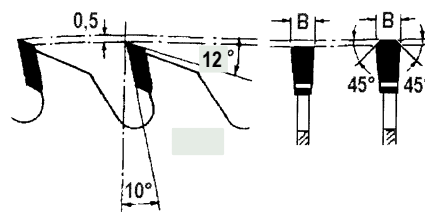
PER PANNELLI RIVESTITI CON MATERIALI PLASTICI
CIRCULAR SAW BLADES FOR CUTTING PLASTIC LAMINATED PANELS



242S 242DS

Codice nr. HW	D. mm.	B/b mm.	d. mm.	Z	FT
242 25S 242 25DS	250	3.2/2.2	30	80	2/7/42+2/10/60
242 30S 242 30DS	300	3.2/2.2	30	96	2/7/42+2/10/60
242 35S 242 35DS	350	3.5/2.5	30	108	2/7/42+2/10/60

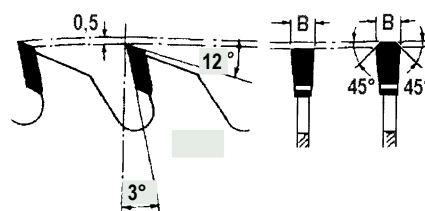
PER PANNELLI RIVESTITI CON MATERIALI PLASTICI
CIRCULAR SAW BLADES FOR CUTTING PLASTIC LAMINATED PANELS



242C

Codice nr. HW	D. mm.	B/b mm.	d. mm.	Z	FT
242 25C	250	2.8/2.2	30	80	2/7/42+2/10/60
242 30C	300	2.8/2.2	30	96	2/7/42+2/10/60
242 35C	350	3.2/2.6	30	108	2/7/42+2/10/60

LAME CIRCOLARI SPECIALI PER PANNELLI SANDWICH PER COIBENTAZIONE
CIRCULAR SAW BLADES FOR SANDWICH PANELS



● PRONTO A MAGAZZINO - IN STOCK

S =SILENZIATE - LOW NOISE
DS=DOPPIA SILENZIATURA
-ULTRA LOW NOISE