

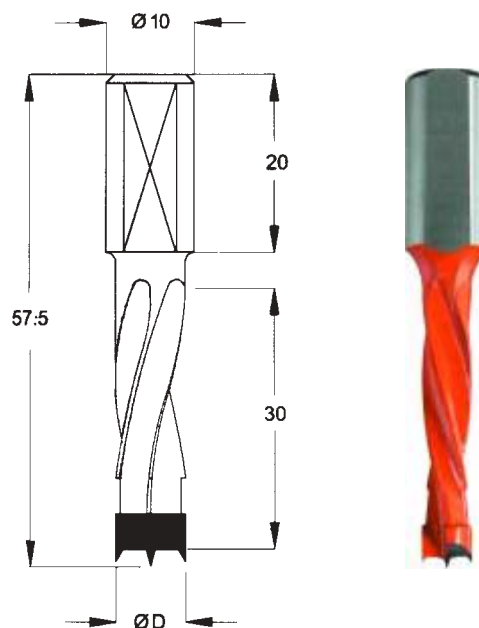
PUNTE PER FORI CIECHI GAMBO 10 mm.

HW SPECIAL DOWELL DRILL BITS

Shank D.10 mm. with flat and adjusting screw.PTFE antiseizure coating.Special chip free negative spurs action. Black colour for right rotation -orange colour for left rotation.

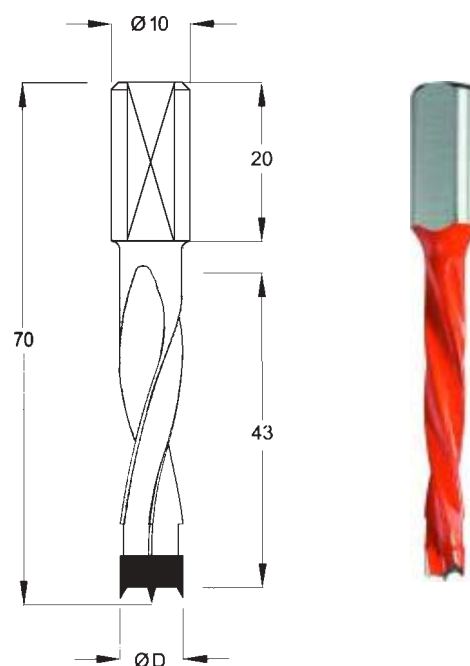
306B

Codice HW - RH	Codice HW -LH	D. mm.	L. mm.	Lu mm.	S x A mm.
306.04BR	306.04BL	4	57.5	30	10X20
306.05BR	306.05BL	5	57.5	30	10X20
306.06BR	306.06BL	6	57.5	30	10X20
306.63BR	306.63BL	6.35	57.5	30	10X20
306.07BR	306.07BL	7	57.5	30	10X20
306.08BR	306.08BL	8	57.5	30	10X20
306.09BR	306.09BL	9	57.5	30	10X20
306.95BR	306.95BL	9.5	57.5	30	10X20
306.10BR	306.10BL	10	57.5	30	10X20
306.11BR	306.11BL	11	57.5	30	10X20
306.12BR	306.12BL	12	57.5	30	10X20
306.127BR	306.127BL	12.7	57.5	30	10X20
306.13BR	306.13BL	13	57.5	30	10X20
306.14BR	306.14BL	14	57.5	30	10X20
306.15BR	306.15BL	15	57.5	30	10X20
306.16BR	306.16BL	16	57.5	30	10X20



306C

Codice HW - RH	Codice HW -LH	D. mm.	L. mm.	Lu mm.	S x A mm.
306.04CR	306.04CL	4	70	43	10X20
306.05CR	306.05CL	5	70	43	10X20
306.06CR	306.06CL	6	70	43	10X20
306.63CR	306.63CL	6.35	70	43	10X20
306.07CR	306.07CL	7	70	43	10X20
306.08CR	306.08CL	8	70	43	10X20
306.09CR	306.09CL	9	70	43	10X20
306.95CR	306.95CL	9.5	70	43	10X20
306.10CR	306.10CL	10	70	43	10X20
306.11CR	306.11CL	11	70	43	10X20
306.12CR	306.12CL	12	70	43	10X20
306.127CR	306.127CL	12.7	70	43	10X20
306.13CR	306.13CL	13	70	43	10X20
306.14CR	306.14CL	14	70	43	10X20
306.15CR	306.15CR	15	70	43	10X20
306.16CR	306.16CL	16	70	43	10X20



Gambo D.10 mm. con piano e vite di regolazione. Incisori ad affilatura negativa.Teflonatura di colore nero per rotazione destra e colore arancio per rotazione sinistra.

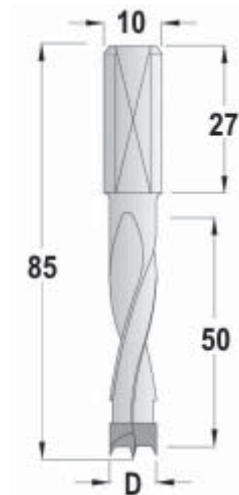
PUNTE LUNGHE PER FORI CIECHI

HW SPECIAL DOWELL DRILL BITS

Shank D.10 mm. with flat and adjusting screw.PTFE antiseizure coating.Special chip free negative spurs action. Black colour for right rotation -orange colour for left rotation.

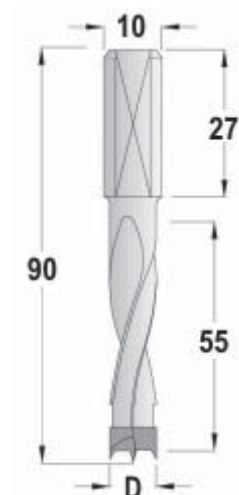
306D

Codice HW - RH	Codice HW -LH	D. mm.	L. mm.	Lu mm.	S x A mm.
306.05DR	306.05DL	5	85	50	10x27
306.06DR	306.06DL	6	85	50	10x27
306.08DR	306.08DL	8	85	50	10x27
306.10DR	306.10DL	10	85	50	10x27
306.12DR	306.12DL	12	85	50	10x27



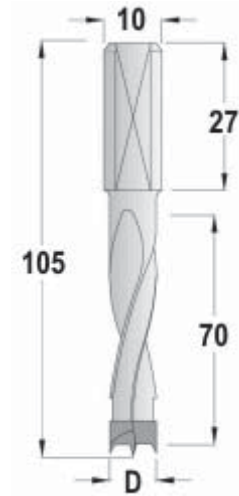
306E

Codice HW - RH	Codice HW -LH	D. mm.	L. mm.	Lu mm.	S x A mm.
306.05ER	306.05EL	5	90	55	10x27
306.06ER	306.06EL	6	90	55	10x27
306.08ER	306.08EL	8	90	55	10x27
306.10ER	306.10EL	10	90	55	10x27
306.12ER	306.12EL	12	90	55	10x27



306F

Codice HW - RH	Codice HW -LH	D. mm.	L. mm.	Lu mm.	S x A mm.
306.05FR	306.05FL	5	105	70	10x27
306.06FR	306.06FL	6	105	70	10x27
306.08FR	306.08FL	8	105	70	10x27
306.10FR	306.10FL	10	105	70	10x27
306.12FR	306.12FL	12	105	70	10x27



Gambo D.10 mm. con piano e vite di regolazione. Incisori ad affilatura negativa. Teflonatura di colore nero per rotazione destra e colore arancio per rotazione sinistra.