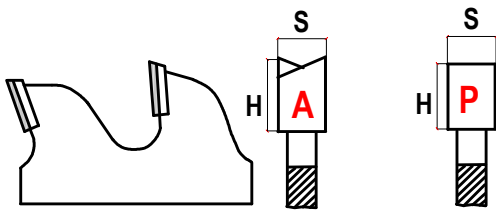


730 LAME CIRCOLARI IN DIA

UNIVERSAL CIRCULAR SAW BLADE



SPECIFICARE LA FORMA DEL DENTE A o P
SPECIFY THE TOOTH FORM A o P

**PER TAGLI DI LEGNI COMPENSATI, IMPIALLACCIATI, PANNELLI
 IN FIBRA E RIVESTIMENTI PLASTICI**

*FOR THE CUTTING OF PLYWOOD, VENEERS, FOR HARDBOARD
 AND MEDIUM DENSITY BOARD AND FOR PLASTIC LAMINATED
 CHIPBOARD*

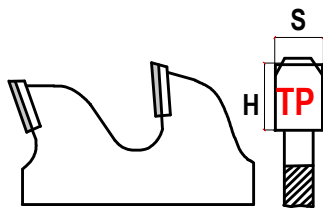
730 H=6

MEC

Codice nr. DIA	D. mm.	B mm.	d mm.	Z
730 30 48	300	3.2		48
730 30 60	300	3.2		60
730 30 72	300	3.2		72
730 30 84	300	3.2		84
730 35 48	350	3.2		54
730 35 60	350	3.2		72
730 35 72	350	3.2		84
730 35 84	350	3.2		96

DIAMETRI E FORI A RICHIESTA
ON REQUEST BORES AND DIAMETERS

740 LAME PER SEZIONATRICI IN DIA



FORMA DEL DENTE TP
TOOTHFORM TP

PER SEZIONARE E SQUADRARE PANNELLI TRUCIOLARI E LAMINATI
DIVIDING AND SIZING HIGH PRESSURE OR PLASTIC LAMINATED PANELS

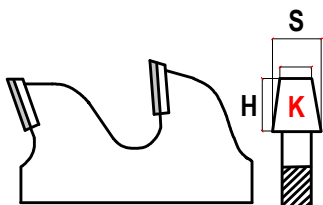
740 H=6

MEC

Codice nr. DIA	D. mm.	B mm.	d mm.	Z
740 35 72	350	4.6		72
740 40 72	400	4.6		72

DIAMETRI E FORI A RICHIESTA
ON REQUEST BORES AND DIAMETERS

750 INCISORI CONICI IN DIA



FORMA DEL DENTE K
TOOTHFORM K

**PER INCIDERE PANNELLI TRUCIOLARI, IMPIALLACCIATI
 O CON RIVESTIMENTO PLASTICO**
*TO ENGRAVE COMPRESSED WOOD, BLOCKBOARD OR
 PLASTIC LAMINATED CHIPBOARD*

750 H=6

MEC

Codice nr. DIA	D. mm.	B mm.	d mm.	Z
750 16 36	160	4.6-5.6		36
750 20 36	200	4.6-5.6		36

DIAMETRI E FORI A RICHIESTA
ON REQUEST BORES AND DIAMETERS